

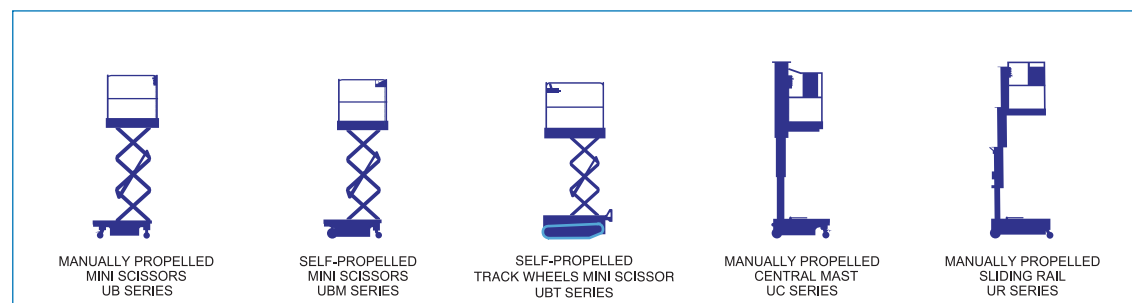
VERTICAL MAN LIFTS

*Global Supplier of the Largest Vertical Range
From 3.5 m to 20.0 m Working Height*

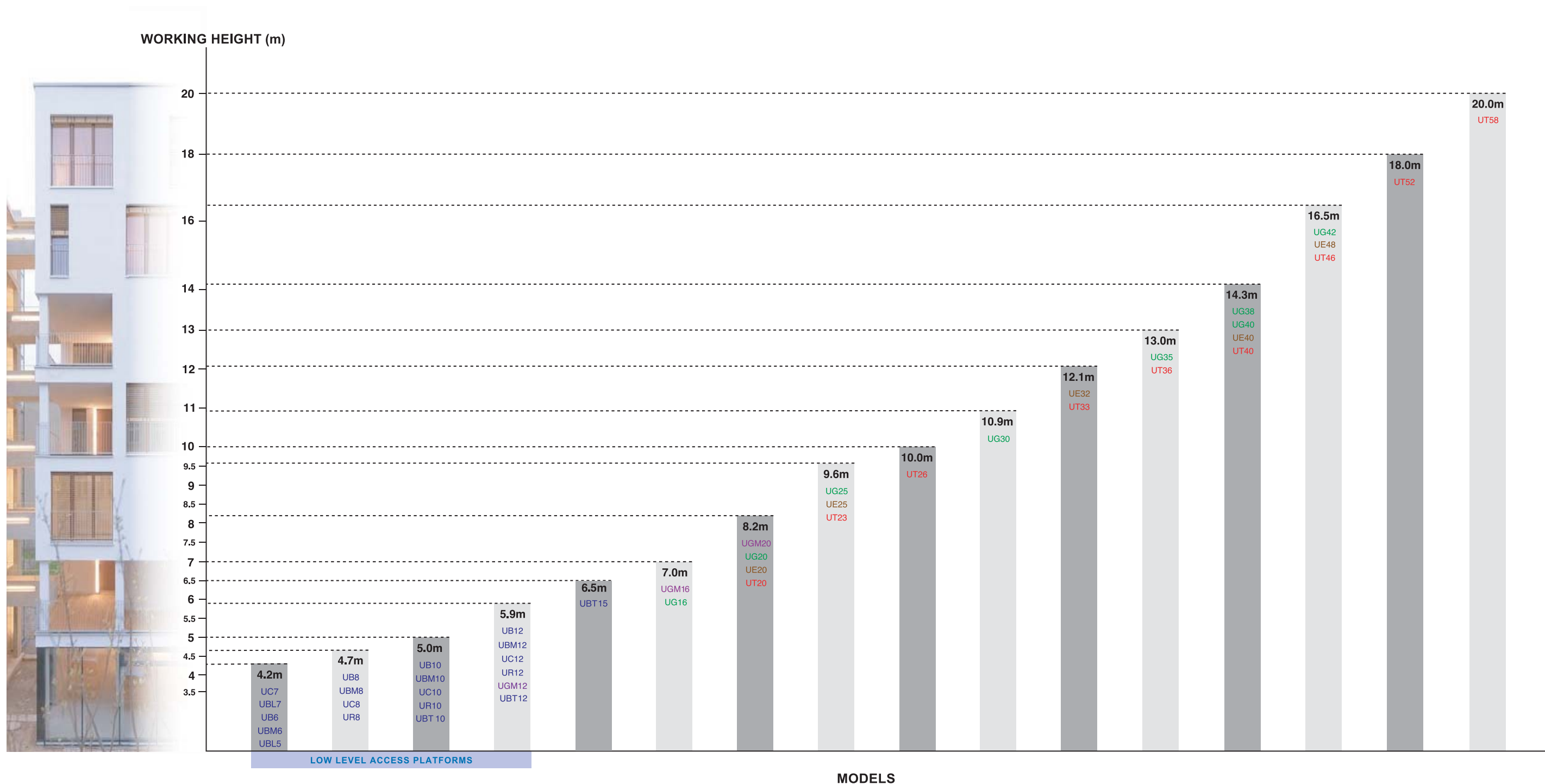
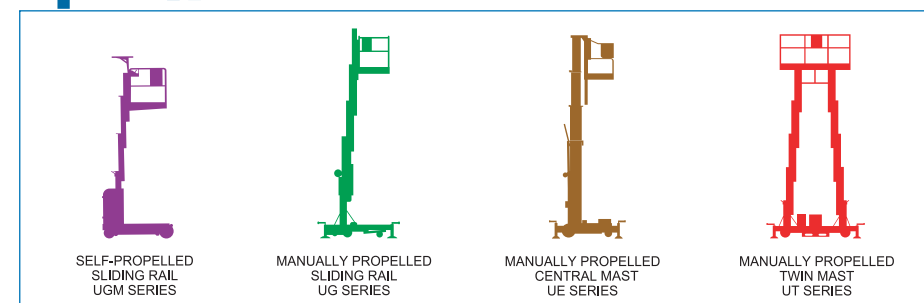
Product Models Selection Chart

Quick Lift®

Up-Lift®



LOW LEVEL ACCESS PLATFORMS



Products are fully compliant with the latest European Standards and relevant CE regulation
Products also comply with Australian Standards AS1418.10

UG SERIES / MANUALLY PROPELLED SLIDING RAIL

Employing the traditional sliding rail mast design, the UG series lift uses high quality parts with critical components being sourced from world leading suppliers. The special attention given to practical features and safety standards has created a machine with greater stability and safety by comparison with other similar portable personnel lift models.

Key Features

- Unique stainless-steel cage
- Maintenance-free battery with charge indicator (DC ver.)
- Loading facilities and tilt back support
- Non marking wheels
- Hour meter
- Laser position locator *
- AC/DC model

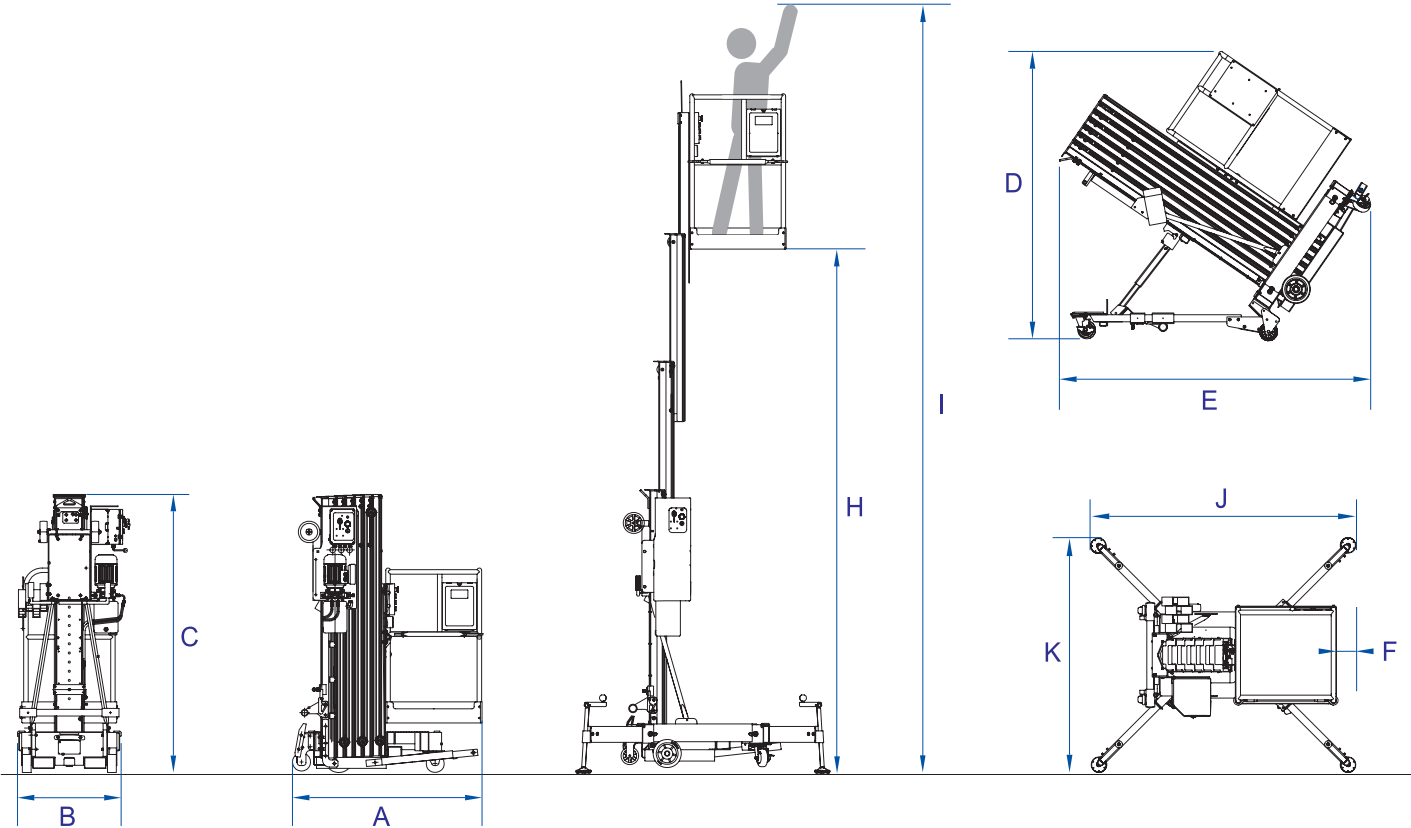
Safety Features

- Emergency down valve
- Enabling control buttons
- Emergency stop button
- Back-up battery (AC model) for descend
- Dual control system
- Spirit level indicator
- Descend alarm
- Low charge indicator (DC models)
- Interlocking outrigger switches
- Extruded outriggers
- Safety harness point
- Flashing lights & warning decals
- Wheel brakes
- Safety relief valves



* Optional item. Standard item for Australia

KEY TECHNICAL SPECIFICATIONS



Model	UG16	UG20	UG25	UG30	UG35	UG38	UG40	UG42
Max Platform Height (m) H	5.0	6.1	7.5	8.9	10.3	11.7	12.3	12.8
Max Working Height (m) I	7.0	8.1	9.5	10.9	12.3	13.7	14.3	14.8
Rated Load (kg)	200	159	159	159	136	136	136	110
Stored Dimensions (m) A*B*C	1.22X0.8X1.79	1.22X0.8X1.98	1.28X0.8X1.98	1.34X0.8X1.99	1.40X0.8X1.99	1.47X0.8X1.99	1.42X0.8X2.80	1.54X0.8X2.03
Tilted Dimensions (m) E*B*D	N/A	N/A	N/A	N/A	N/A	N/A	2.85X0.8X1.98	N/A
Platform Dimensions (m)	0.68x0.66x1.1	0.68x0.66x1.1	0.68x0.66x1.1	0.68x0.66x1.1	0.68x0.66x1.1	0.68x0.66x1.1	0.68x0.66x1.1	0.68x0.66x1.1
Voltage AC/DC Model (V)	230/12	230/12	230/12	230/12	230/12	230/12	230/12	230/12
Outrigger Foot-Print (m) K*J	1.55x1.75	1.55x1.75	1.55x1.75	1.55x1.75	2.06x2.26	2.34x2.70	2.33x2.58	2.60x2.90
Wall Access Distance (m) F	0.12	0.12	0.12	0.12	0.36	0.53	0.53	0.58
Total Weight AC/DC Model (kg)	315/357	340/382	360/402	380/422	415/457	455/497	515/557	550/592
Power Rating AC/DC Model (kW)	1.1/1.6	1.1/1.6	1.1/1.6	1.1/1.6	1.1/1.6	1.1/1.6	1.1/1.6	1.1/1.6

Company reserves the right to change product design & technical features without prior notice.

UE SERIES / MANUALLY PROPELLED CENTRAL MAST

UP-LIFT UE series high-level vertical lifts with unique central masts technology are optimum solutions for aerial working height from 8.1m to 16.5m. Use of high quality and exceptionally durable aircraft standard aluminium greatly reduces weight while strengthening the structure of the machine. With tilt back support mechanism, UE models of 12m or more can easily pass through standard doors.

Key Features

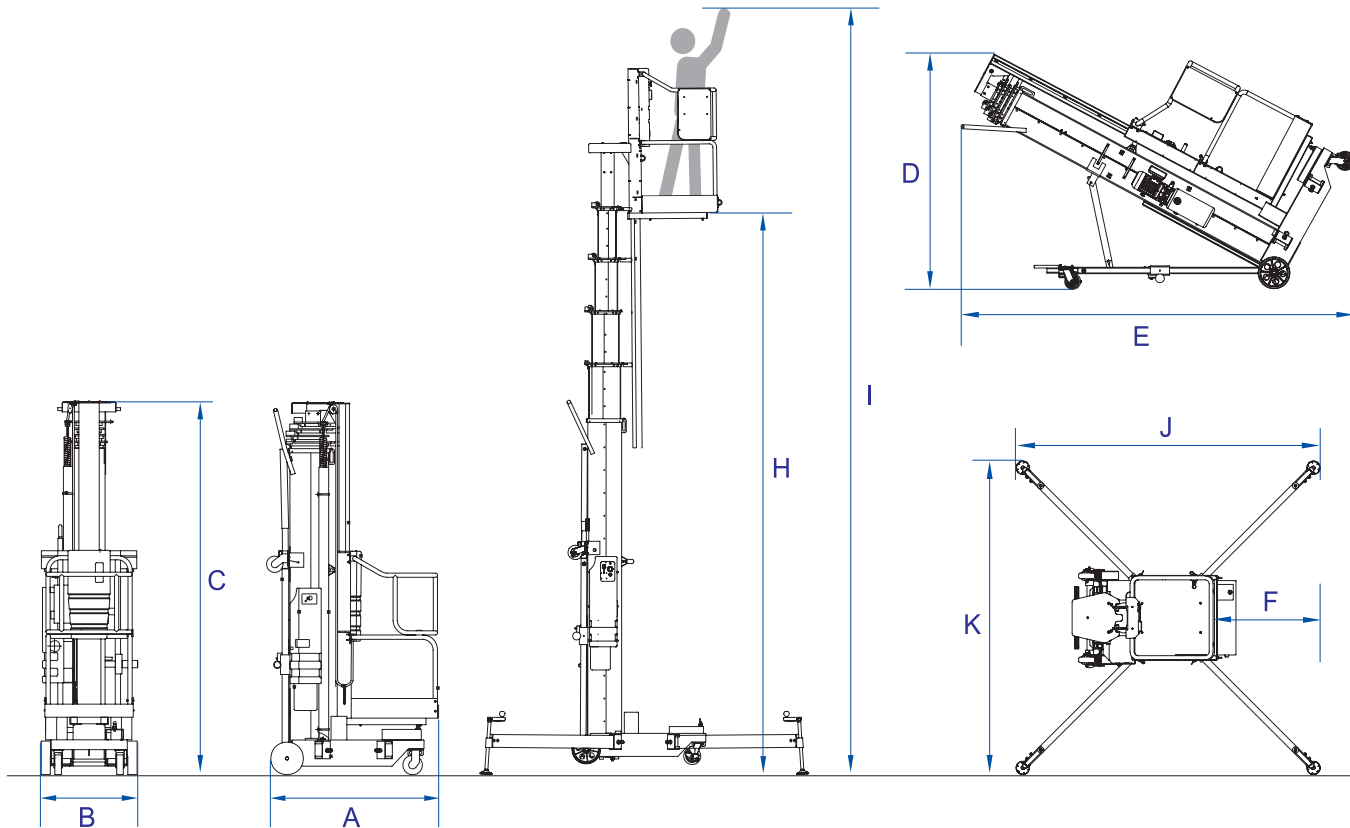
- Unique stainless-steel cage
- Maintenance-free battery with charge indicator (DC ver.)
- Loading facilities and tilt back support
- Non marking wheels
- Hour meter
- Laser position locator *
- AC/DC model

Safety Features

- Emergency down valve
- Enabling control buttons
- Emergency stop button
- Back-up battery (AC model) for descend
- Dual control system
- Spirit level indicator
- Descend alarm
- Low charge indicator (DC models)
- Safety harness point
- Flashing lights & warning decals
- Wheel brakes
- Safety relief valves



KEY TECHNICAL SPECIFICATIONS



Model	UE20	UE25	UE32	UE40	UE48
Max Platform Height (m) H	6.1	7.6	9.7	12.3	14.5
Max Working Height (m) I	8.1	9.6	11.7	14.3	16.5
Rated Load (kg)	159	159	136	136	110
Stored Dimensions (m) A*B*C	1.29x0.74x1.82	1.29x0.74x1.99	1.31x0.74x2.53	1.31x0.74x2.93	1.31x0.74x3.35
Tilted Dimensions (m) E*B*D	N/A	N/A	2.53x0.74x1.83	3.07x0.74x1.97	3.35x0.74x1.98
Platform Dimensions (m)	0.68x0.66x1.32	0.68x0.66x1.32	0.68x0.66x1.32	0.68x0.66x1.32	0.68x0.66x1.32
Voltage AC/DC Model (V)	230/12	230/12	230/12	230/12	230/12
Outrigger Foot-Print (m) K*J	1.47x1.55	1.47x1.55	2.10x2.20	2.40x2.50	2.90x3.03
Wall Access Distance (m) F	0.10	0.10	0.37	0.53	0.72
Total Weight AC/DC Model (kg)	320/362	350/392	430/472	460/502	520/562
Power Rating AC/DC Model (kW)	1.1/1.6	1.1/1.6	1.1/1.6	1.1/1.6	1.1/1.6

Company reserves the right to change product design & technical features without prior notice.

* Optional Item. Standard item for Australia

UT SERIES / MANUALLY PROPELLED MULTI MAST

Up-Lift UT multi mast machines are compact and light weight in construction. Their high strength extruded aluminium masts provide stable platforms for personnel undertaking prolonged aerial work. The sliding rail design UT series are available in nine standard platform heights

Key Features

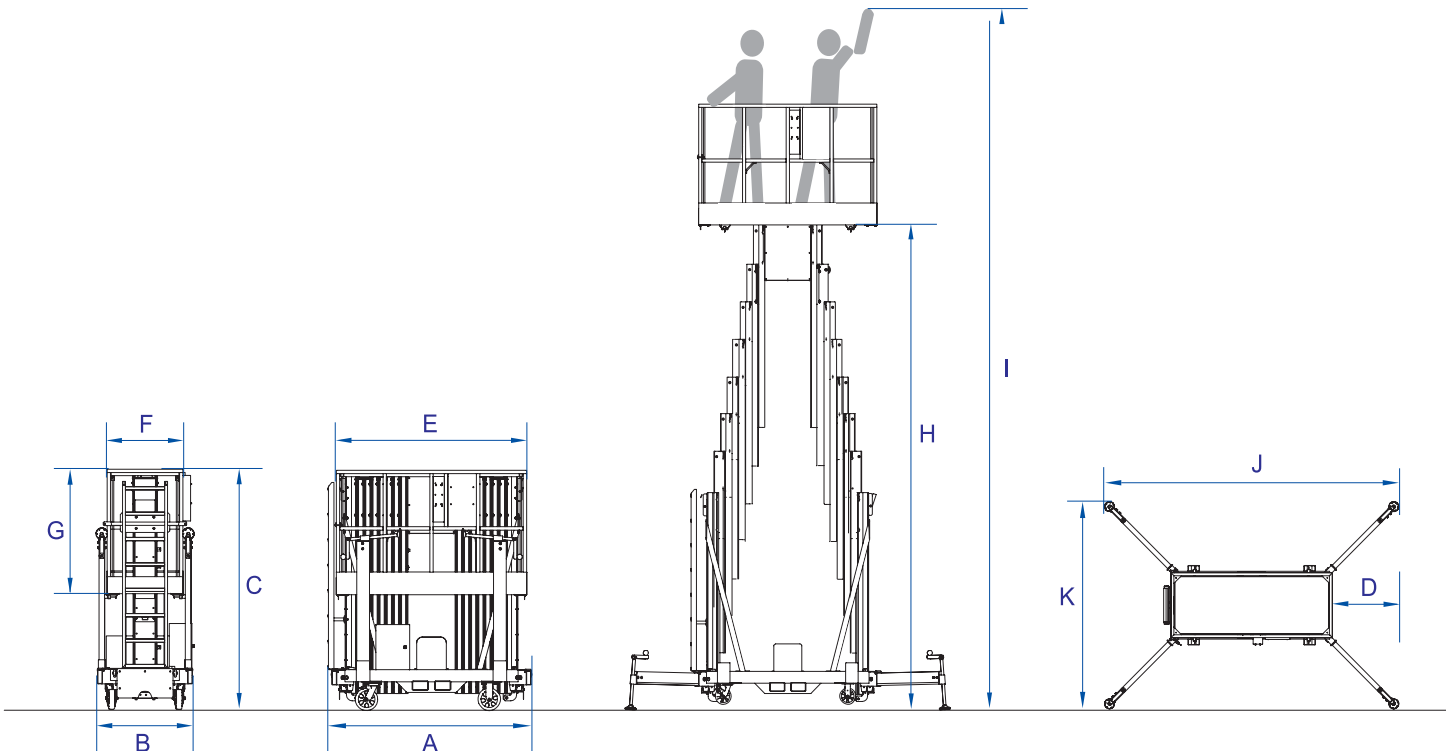
- Power point on platform
- Two person capacity for UT40 or lower models
- Compact retractable cage to below platform
- Go through standard door for UT36 or lower models
- Non marking wheels
- Hour meter
- Laser position locator *
- AC/DC model
- Heavier models have optional outrigger drive wheels

Safety Features

- Emergency down valve
- Enabling control buttons
- Emergency stop button
- Back-up battery (AC model) for descend
- Ground and platform control system
- Spirit level indicator
- Descend alarm
- Low charge indicator (DC models)
- Safety harness point
- Flashing light and warning decals
- Safety relief valves



KEY TECHNICAL SPECIFICATIONS



Model	UT20	UT23	UT26	UT33	UT36	UT40	UT46**	UT52**	UT58**
Max Platform Height (m) H	6.1	7.2	8.0	10.1	11.0	12.3	14.2	16.0	18.0
Max Working Height (m) I	8.1	9.2	10.0	12.1	13.0	14.3	16.2	18.0	20.0
Rated Load (kg)	200	200	200	200	200	200	150	150	150
Stored Dimensions (m) A*B*C	1.6X0.86X1.8	1.6X0.86X2.0	1.6X0.86X2.0	1.8X0.86X2.0	1.8X0.86X2.0	1.8X0.86X2.1	2.0X0.90X2.8	2.0X0.90X2.8	-
Stored Dimensions (m) A*B*C (with drive wheel)	-	-	-	-	-	-	2.4x0.90x2.8	2.4x0.90x2.8	2.4x1.24x2.1
No. of Person in Platform	2	2	2	2	2	2	1	1	1
Platform Dimensions (m) E*F*G	1.5x0.7x1.1	1.5x0.7x1.1	1.5x0.7x1.1	1.7x0.7x1.1	1.7x0.7x1.1	1.7x0.7x1.1	1.9x0.7x1.1	1.9x0.7x1.1	2.0x0.8x1.1
Voltage AC/DC Model (V)	230/12	230/12	230/12	230/12	230/12	230/12	230/12	230/12	230
Outrigger Foot-Print (m) K*J	1.60x2.30	1.60x2.30	1.60x2.30	2.10x3.10	2.10x3.10	2.40x3.40	2.40x2.80 (swing out)	2.40x2.80 (swing out)	2.90x3.80 (swing out)
Wall Access Distance (m) f	0.68	0.68	0.68	0.68	0.68	0.68	0.42	0.42	0.42
Total Weight AC/DC Model (kg)	550/592	605/647	642/684	699/741	750/792	778/820	1386/1428	1420/1504	2380
Power Rating AC/DC Model (kW)	1.1/1.6	1.1/1.6	1.1/1.6	1.1/1.6	1.1/1.6	1.1/1.6	1.1/1.6	1.1/1.6	1.5+2.5
Power Rating-Drive Wheel (kW)	-	-	-	-	-	-	0.75	0.75	0.75

Company reserves the right to change product design & technical features without prior notice.
** For models UT46, UT52, UT58, outrigger will be swing-out type. Optional drive wheel for UT46, UT52, UT58.



* Optional Item. Standard item for Australia

UGM SERIES / SELF-PROPELLED SLIDING RAIL

The UGM advanced design and compact structure makes it simple and easy to operate. The platform control joystick handle includes Raise/Lower, Drive and Turning modes. With turning radius inside-0m and outside-1.35m), making it suitable for use in confined spaces. These machine will fit through standard 2m doorways and can be easily moved into and out of passenger and goods lifts. They come with non-marking tyres and are well suited for operation on level commercial flooring.

Key Features

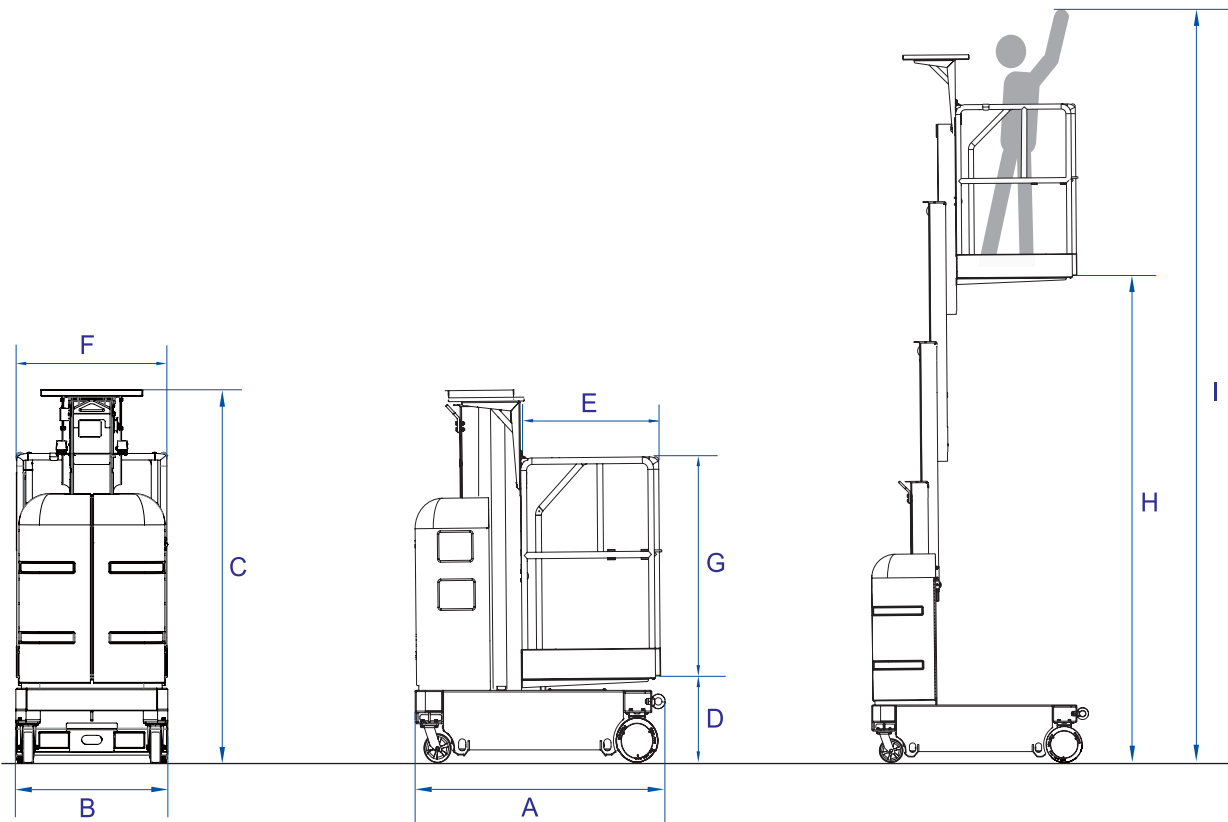
- Pothole guards
- Proportional lift and drive
- Maintenance-free batteries with charge indicator
- Integral battery charger
- Easy access to control for maintenance
- Non marking tyres
- Lifting lug and eyebolts for transport
- Low maintenance aluminium mast
- Forklift pocket

Safety Features

- Emergency stop button & emergency down valve
- Enabling control button
- Ground and platform control system
- Spirit level indicator
- Descend and travel alarm
- Flashing light & Indicating decals
- Overload sensor
- Tilt alarm (audible & visual)



KEY TECHNICAL SPECIFICATIONS



Model	UGM12	UGM16	UGM20
Max Platform Height (m) H	3.9	5.0	6.2
Max Working Height (m) I	5.9	7.0	8.2
Rated Load (kg)	200	200	159
Stored Dimensions (m) A*B*C	1.36x0.75x1.84	1.36x0.75x1.84	1.36x0.75x1.84
Platform Dimensions (m) E*F*G	0.70x0.70x1.10	0.70x0.70x1.10	0.70x0.70x1.10
Voltage (V)	24	24	24
Max Travel Speed – Lowed (km/h)	4.0	4.0	4.0
Max Travel Speed – Raised (km/h)	0.80	0.80	0.80
Wall Access Distance (m)	0.10	0.10	0.10
Total Weight (kg)	750	830	850
Power Rating (Driving Motor) (kW)	2x0.5	2x0.5	2x0.5
Power Rating (Lifting Motor) (kW)	1.2	1.2	1.2
Turning Radius (inside/outside) (m)	0/1.35	0/1.35	0/1.35
Gradeability (%)	25	25	25
Initial Step (m) D	0.4	0.4	0.4

Company reserves the right to change product design & technical features without prior notice.

UB/UBL SERIES / MANUALLY PROPELLED MINI SCISSOR

Quick Lift mini scissors are the smart alternative to ladders and scaffolds. Their design and manufacture deliver uncompromised safety, benchmark performance, easy operation, outstanding reliability and life time economy.

Key Features

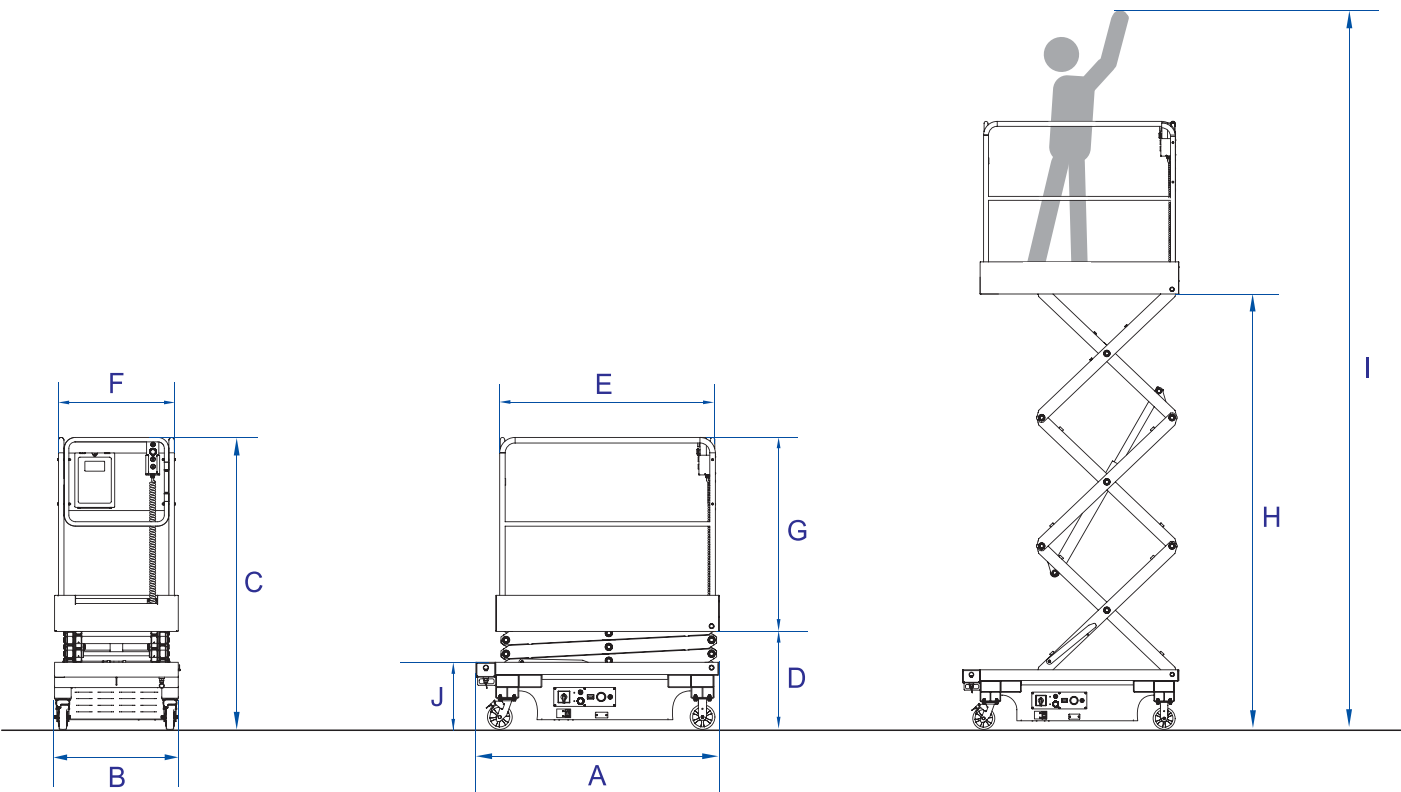
- Forklift pockets and tool box
- Compact footprint 1.2m x 0.7m
- Up to 200 operating cycles per full charge
- Spiral cable connection to the platform control unit
- Hour meter
- Non marking wheels
- Free-standing operation with rechargeable battery
- Standby power interface

Safety Features

- Emergency down valve
- Enabling control buttons
- Emergency stop button
- Back-up power for emergency descend
- Ground and platform control system
- Spirit level indicator
- Safety bars for maintenance
- Audible descend, tilt alerts and load sensor
- Low charge indicator
- Safety harness point
- Warning decals
- Auto wheel brakes



KEY TECHNICAL SPECIFICATIONS



Model	UBL5*	UBL7*	UB6	UB8	UB10	UB12
Max Platform Height (m) H	1.5	2.0	1.8	2.5	3.0	3.9
Max Working Height (m) I	3.5	4.0	3.8	4.5	5.0	5.9
Rated Load (kg)	120	120	240	240	240	240
Stored Dimensions (m) A*B*C	1.1x0.41x1.65	1.1x0.41x1.75	1.2x0.7x1.7	1.2x0.7x1.8	1.4x0.75x1.81	1.4x0.75x1.9
Platform Dimensions (m) E*F*G	0.83x0.41x1.1	0.83x0.41x1.1	1.04x0.57x1.1	1.04x0.57x1.1	1.28x0.65x1.1	1.28x0.65x1.1
Battery (V/Ah)	12 / 80	12 / 80	12 / 110	12 / 110	12 / 110	12 / 110
Foot-Print (m)	0.3x0.7	0.3x0.7	0.6x0.95	0.6x0.95	0.65x1.15	0.65x1.15
Total Weight (kg)	129	149	270	315	420	490
Initial Platform Height (m) D	0.50	0.60	0.62	0.70	0.71	0.80
Initial Step Height (m) J	0.4	0.4	0.4	0.4	0.4	0.4
PlatformTravel (m)	1.0	1.40	1.18	1.80	2.29	3.10
Power Rating (kW)	0.8	0.8	0.8	1.2	1.2	1.2
Max. Allowable Manual Force (N)	200	200	200	200	200	200

Company reserves the right to change product design & technical features without prior notice.
* UBL5 / UBL7 is light weight version of UB, UBL comes with smaller footprint, aluminium cage and outrigger wheels



UBM SERIES SELF-PROPELLED
MINI SCISSOR

Self-propelled UBM Quick Lift mini scissors allow operators to work safely and continuously at heights up to 5.9 metres when frequent platform re-positioning is required. Three-dimensional movement is controlled directly from the elevated platform. The compact footprint and tight turning radius of the self-propelled UBM Quick Lift mini scissor make it the ideal choice for tasks demanding precise platform location in tight settings.

Key Features

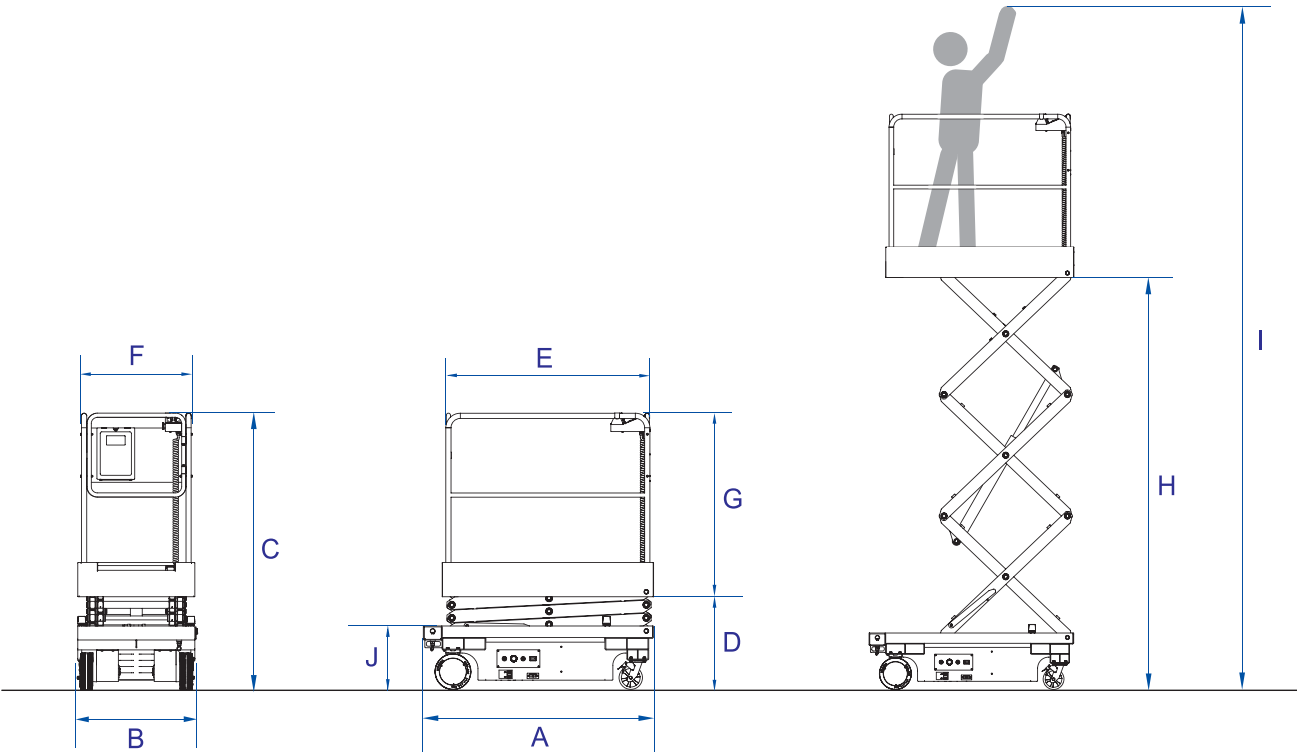
- Proportional lift and drive
- Compact footprint
- Maintenance-free batteries
- Charge level indicator
- Integral battery charger
- Spiral cable connection to platform control unit
- Easy access to control for maintenance
- Non marking wheels
- Hour meter
- 24V AGM battery
- Self closing gate
- Manual break release

Safety Features

- Emergency down valve
- Enabling control buttons
- Emergency stop buttons
- Ground and hand-held platform control system
- Spirit level indicator
- Safety bars for maintenance
- Non-slip platform floor with self-closing gate
- Audible descend tilt alerts and load sensor
- Safety harness point
- Flashing lights & warning decals
- Auto wheel brakes and pothole protection
- Explosion relief valve



KEY TECHNICAL SPECIFICATIONS



Model	UBM6	UBM8	UBM10	UBM12
Max Platform Height (m) H	1.8	2.5	3.0	3.9
Max Working Height (m) I	3.8	4.5	5.0	5.9
Rated Load (kg)	240	240	240	240
Stored Dimensions (m) A*B*C	1.2x0.7x1.72	1.2x0.7x1.80	1.4x0.75x1.81	1.4x0.75x1.90
Platform Dimensions (m) E*F*G	1.04x0.57x1.1	1.04x0.57x1.1	1.28x0.65x1.1	1.28x0.65x1.1
Battery (V/Ah)	24/220	24/220	24/220	24/220
Max Travel Speed – Lowed/Raised(km/h)	4.0/0.75	4.0/0.75	4.0/0.75	4.0/0.75
Max. Allowable Inclination of Chassis (deg.)	1.5	1.5	1.5	1.5
Initial Platform Height (m) D	0.57	0.65	0.69	0.78
Initial Step Height (m) J	0.4	0.4	0.4	0.4
Total Weight (kg)	325	398	505	545
Power Rating (Driving Motor) (kW)	2x0.5	2x0.5	2x0.5	2x0.5
Power Rating (Lifting Motor) (kW)	1.2	1.2	1.2	1.2
Turning Radius (inside/outside) (m)	0/0.99	0/0.99	0/1.15	0/1.15
Gradeability (%)	25	25	25	25
Max. Allowable Manual Force (N)	200	200	200	200

Company reserves the right to change product design & technical features without prior notice.

UBT SERIES SELF-PROPELLED TRACK WHEELS MINI SCISSOR

All terrain UBT Quick Lift track wheels mini scissor are capable of providing ultimate safe outdoor driving and elevated work experience with maximum working height of up to 6.5 meters. The compact dimension and non-marking track wheels of the UBT Quick Lift track wheels mini scissor make it the optimal choice for handling both outdoor rugged terrains and standard indoor settings. Also, as standard feature, extension platform provides extra space for operator.

Key Features

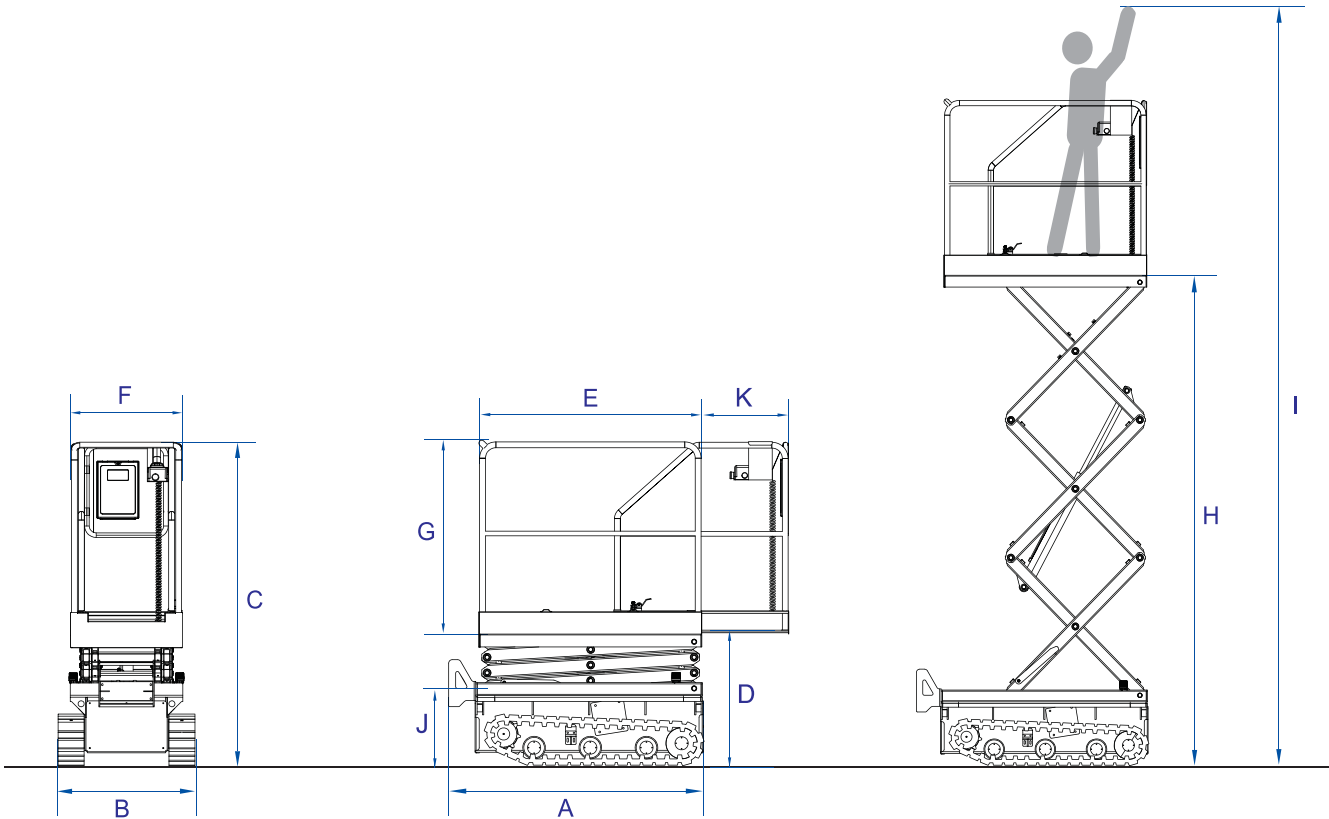
- Non marking all-terrain track wheels
- Proportional lift and drive
- Compact footprint
- 24V AGM battery
- Low battery level alarm
- Spiral cable connection to platform control unit
- Standby power interface
- Easy access to control / battery for maintenance
- Extension platform
- Easy battery replacement
- Self closing gate

Safety Features

- Emergency down valve
- Enabling control buttons
- Emergency stop buttons
- Ground and hand-held platform control system
- Spirit level indicator
- Safety bars for maintenance
- Non-slip platform floor with self-closing gate
- Audible descend and tilt alerts
- Safety harness point
- Flashing lights & warning decals
- Explosion relief valve



KEY TECHNICAL SPECIFICATIONS



Model	UBT 10	UBT 12	UBT 15
Max Platform Height (m) H	3.0	3.9	4.5
Max Working Height (m) I	5.0	5.9	6.5
Rated Load (kg)	200	200	160
Stored Dimensions (m) A*B*C	1.39x0.79x1.87	1.39x0.79x1.97	1.39x0.79x2.07
Platform Dimensions (m) E*F*G	1.28x0.65x1.1	1.28x0.65x1.1	1.28x0.65x1.1
Platform Dimensions with Extension (m)(E+K)*F*G	1.78x0.65x1.1	1.78x0.65x1.1	1.78x0.65x1.1
Battery (V/Ah)	2(12/110)	2(12/110)	2(12/110)
Max Travel Speed – Lowed (km/h)	0 – 4.0	0 – 4.0	0 – 4.0
Max Travel Speed –raised to under 2.0m (km/h)	0 – 0.8	0 – 0.8	0 – 0.8
Initial Platform Height (m) D	0.76	0.86	0.96
Initial Step Height (m) J	0.35	0.35	0.35
Total Weight (kg)	775	815	855
Power Rating (Driving Motor) (kW)	2 x 1.5	2 x 1.5	2 x 1.5
Max. Allowable manual force (N)	200	200	200
Max Allowable inclination (degrees)	1.5	1.5	1.5
Gradeability (%)	25	25	25

Company reserves the right to change product design & technical features without prior notice.

UC SERIES / MANUALLY PROPELLED
CENTRAL RAIL

The UC low level access series are direct ladder replacement work platforms with working heights ranging from 4.2m to 5.6m. They provide a much safer working environment than ladders and minimize the risk of injury. The UC series advance design and compact structure makes these lifts simple and easy to operate. They are ideally suited for tight working areas where larger work platforms cannot be used.

Key Features

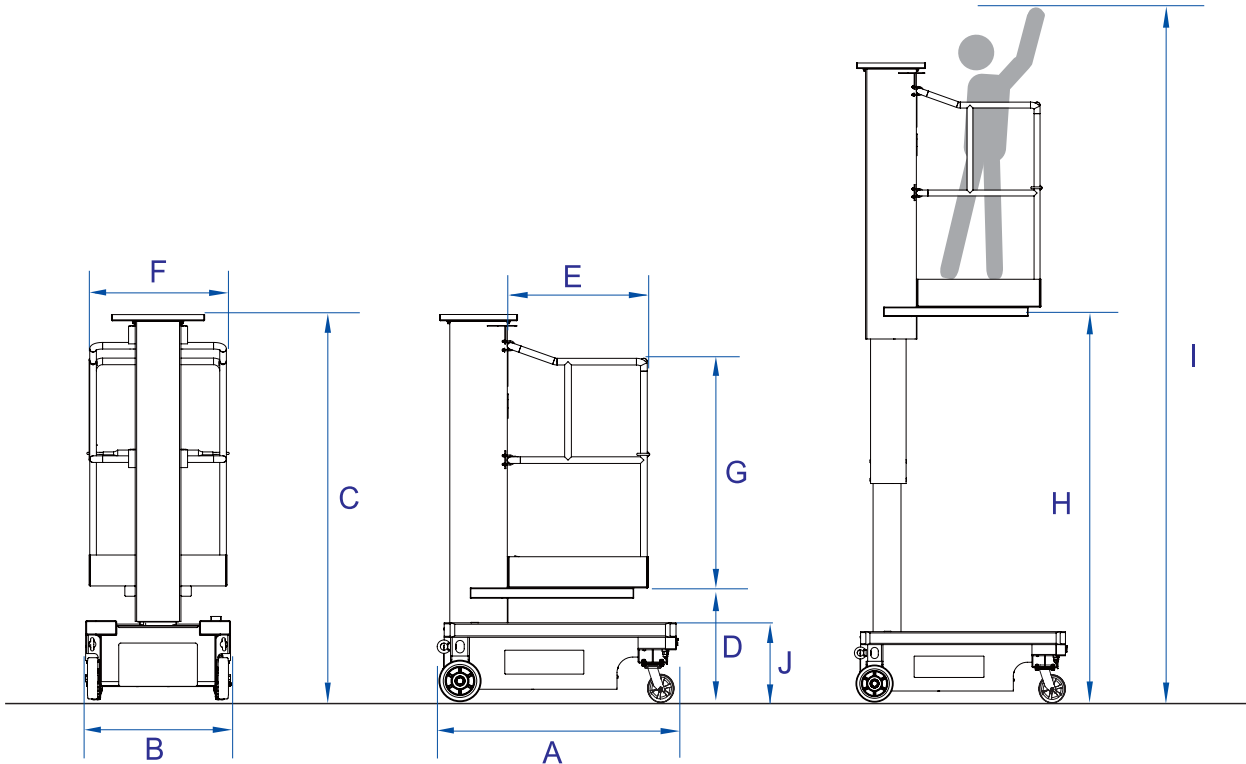
- Forklift pockets and tool box
- Up to 200 operating cycles per full charge
- Hour meter
- Free-standing operation with rechargeable battery
- 12 Volt AGM battery power
- Highly reliable electrically powered hydraulic system
- Battery charge indication
- Non-marking wheels

Safety Features

- Safety bars for maintenance
- Audible descend and tilt alerts
- Dual control points include emergency stops
- Ergonomic platform (non-slip floor & secure gating)
- Low charge and low battery indicator
- Spirit level indicator
- Descend alarm
- Warning decals
- Back-up power for emergency descend
- Emergency down valve
- Safety harness point



KEY TECHNICAL SPECIFICATIONS



Model	UC7	UC8	UC10	UC12
Max Platform Height (m) H	2.2	2.6	3.0	3.6
Max Working Height (m) I	4.2	4.6	5.0	5.6
Rated Load (kg)	159	159	159	159
Stored Dimensions (m) A*B*C	1.10x0.7x1.86	1.10x0.7x1.86	1.10x0.7x1.86	1.10x0.7x1.86
Platform Dimensions (m) E*F*G	0.68x0.66x1.1	0.68x0.66x1.1	0.68x0.66x1.1	0.68x0.66x1.1
Battery (V/Ah)	12 / 110	12 / 110	12 / 110	12 / 110
Total Weight (kg)	284	288	329	378
Power Rating (kW)	1.2	1.2	1.2	1.2
Foot Print (m)	0.60x0.96	0.60x0.96	0.60x0.96	0.60x0.96
Initial Platform Height (m) D	0.63	0.63	0.63	0.63
Initial Step Height (m) J	0.37	0.37	0.37	0.37
Platform Travel (m)	1.57	1.97	2.37	2.97
Max. Allowable Manual Force (N)	200	200	200	200
Max. Allowable Inclination of Chassis (deg.)	1.5	1.5	1.5	1.5

Company reserves the right to change product design & technical features without prior notice.

UR SERIES / MANUALLY PROPELLED
SLIDING RAIL

The UR low level access series are direct ladder replacement work platforms with working heights ranging from 4.7m to 5.9m. They provide a much safer working environment than ladders when working at heights and minimize the risk of injury, with the platform providing a safe and secure working area. Power is provided by a 12 volt 110Ah maintenance free Absorbed Glass Mat (AGM) battery.

Key Features

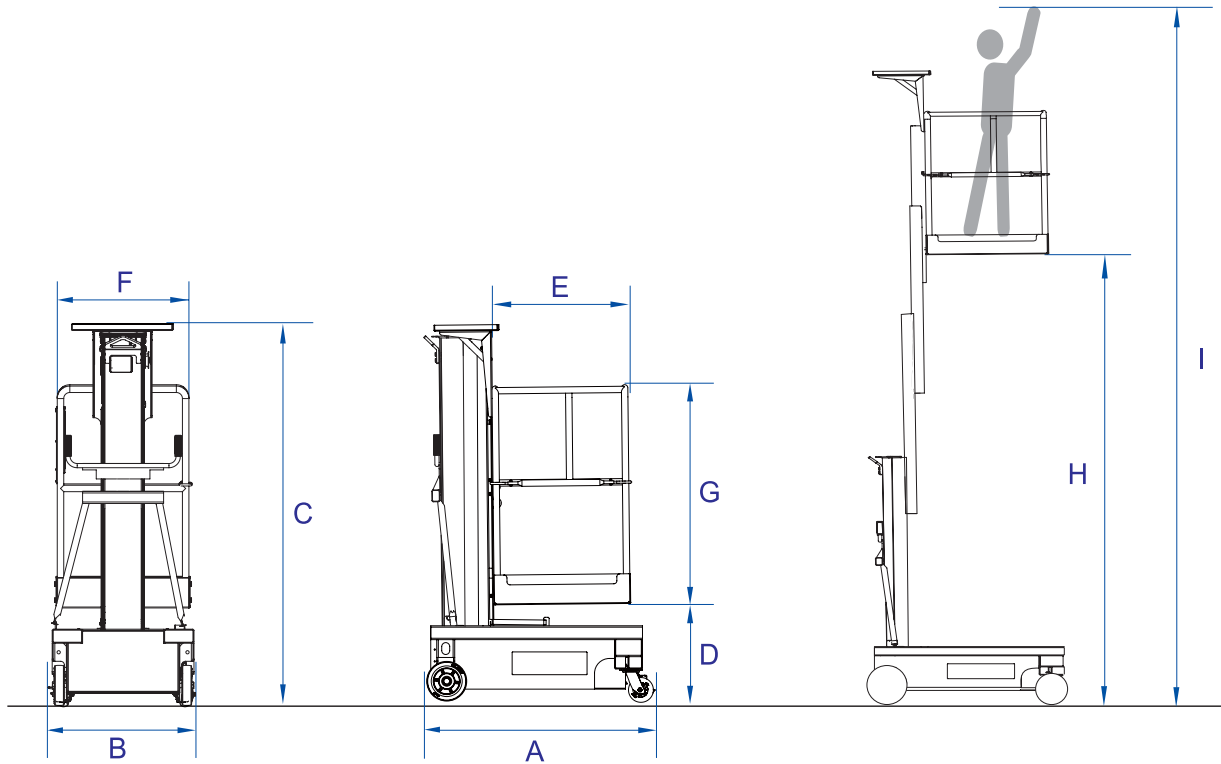
- Highly reliable European hydraulic system
- Quick & Smooth platform ascent & descent
- Up to 200 operating cycles per full charge
- Light weight & compact footprint
- Low stored height, under 2m standard doorways
- Battery charge & voltage indication
- Hour meter
- Forklift pockets & tool box
- Use of easily understood picture decals
- QR code provided for on-line instructions
- Non marking wheels

Safety Features

- Emergency stop buttons
- Audible & visual tilt alarm
- Descent alert - audible
- Emergency down valve
- Overload pressure by-pass
- Low voltage battery alarm - audible & visual
- Spirit level indicator
- Explosion relief valve
- Non Slip platform & secure gating
- Safety harness point on compliant platform & rails
- Auto-braking as well as manual brake



KEY TECHNICAL SPECIFICATIONS



Model	UR8	UR10	UR12
Max Platform Height (m) H	2.7	3.0	3.9
Max Working Height (m) I	4.7	5.0	5.9
Rated Load (kg)	159	159	159
Stored Dimensions (m) A*B*C	1.12x0.7x1.85	1.12x0.7x1.85	1.12x0.7x1.85
Platform Dimensions (m) E*F*G	0.68x0.66x1.1	0.68x0.66x1.1	0.68x0.66x1.1
Battery (V/Ah)	12 / 110	12 / 110	12 / 110
Total Weight (kg)	311	335	365
Power Rating (kW)	1.2	1.2	1.2
Foot Print (m)	0.60x0.96	0.60x0.96	0.60x0.96
Initial Platform Height (m) D	0.4	0.4	0.4
Platform Travel (m)	2.3	2.6	3.5
Max. Allowable Manual Force (N)	200	200	200
Max. Allowable Inclination of Chassis (deg.)	1.5	1.5	1.5

Company reserves the right to change product design & technical features without prior notice.

	SERIES	UG								UE					UT										UB/UBL							UBM				UGM			UC				UR			UBT		
	MODEL	UG16	UG20	UG25	UG30	UG35	UG38	UG40	UG42	UE20	UE25	UE32	UE40	UE48	UT20	UT23	UT26	UT33	UT36	UT40	UT46	UT52	UT58	UBL5	UBL7	UB6	UB8	UB10	UB12	UBM6	UBM8	UBM10	UBM12	UGM12	UGM16	UGM20	UC7	UC8	UC10	UC12	UR8	UR10	UR12	UBT10	UBT12	UBT15		
MACHINE TYPES	SELF-PROPELLED																															Y				Y										Y		
	MANUAL PROPELLED	Y								Y					Y										Y														Y				Y					
ADDITIONAL KEY FEATURES	PLATFORM & MULTIFUNCTION CONTROL PANEL	Y								Y					Y										Y							Y				Y			Y				Y			Y		
	TILT BACK SUPPORT	O								Y		O	Y																																			
	STAINLESS STEEL CAGE	Y								Y																										Y			Y				Y					
	OUTRIGGER	Y								Y					Y																																	
	SWING OUT OUTRIGGER	O																		Y																												
	DRIVE WHEEL																			Y																												
	PLATFORM CAPACITY (PERSON)	1								1					2					1					1							1				1			1				1			1		
	AC/DC TYPE	AC,DC,AC/DC								AC,DC,AC/DC					AC,DC, AC/DC										DC							DC				DC			DC				DC			DC		
	LOADING MECHANISM	Y								Y					Y										Y							Y				Y			Y				Y			Y		
SAFETY FEATURES	SPIRIT LEVEL	Y								Y					Y										Y							Y				Y			Y				Y			Y		
	EMERGENCY DOWN VALVE	Y								Y					Y										Y							Y				Y			Y				Y			Y		
	EXPLOSION RELIEF VALVE	Y								Y					Y										Y							Y				Y			Y				Y			Y		
	NON SLIP PLATFORM	Y								Y					Y										Y							Y				Y			Y				Y			Y		
	EMERGENCY STOP BUTTON	Y								Y					Y										Y							Y				Y			Y				Y			Y		
	DESCENT ALERT	Y								Y					Y										Y							Y				Y			Y				Y			Y		
	HARNESS HOOK	Y								Y					Y										Y							Y				Y			Y				Y			Y		
	TILT ALARM	O								O					O										Y							Y				Y			Y				Y			Y		
	AUTO-BRAKING																								Y		Y					Y			Y			Y				Y						
	MANUAL BRAKING	Y								Y					Y										Y		Y					Y			Y			Y				Y						
	LOW BATTERY ALARM																								Y		Y					Y			Y			Y				Y						
	FLASHING LIGHT	O								O					Y										O							Y				Y			O				O			Y		
	BACK-UP BATTERY	Y								Y					Y																																	
	PC CHAIN SHIELD	Y																																									Y					
OVERLOAD SENSOR	O								O					O										Y		Y					Y										Y							
OPTIONAL	LASER POSITION LOCATOR *	O								O					O																					O			O				O					
	NON STANDARD CAGE	O								O					O										O							O				O			O				O			O		
	PLATFORM GATE SENSOR	O								O					O										O							O				O			O				O			O		
	FIBER GLASS PLATFORM	O								O																							O			O				O								
	TOOL TRAY																																			Y			Y				O					
	EXTENSION PLATFORM																																			O												
	DUAL POWER SOURCE	O								O					O										O							O				O			O				O					
	NON STANDARD WHEEL / BRAKE	O								O					O										O							O				O			O				O					
	NON STANDARD COLOUR	O								O					O										O							O				O			O				O			O		

* Optional Item. Standard item for Australia

- LEGENDS:
- Y

Yes
- O

Optional
- 1

Person in Platform

MACHINE TYPES



KEY FEATURES




SAFETY FEATURES



OPTIONAL



- Products are fully compliant with the latest European Standards and relevant CE regulations
- Products are also compliant with Australian Standards AS/NZS1418.10-2017, which are amongst the most stringent globally. Products are also compliant with Korean, Malaysian, Singaporean and other local standards and safety regulations.
- AHI is an ISO9001:2015 Quality Management System accredited company. External and internal audit approvals are conducted annually.
- Products are fully insured by Pacific Insurance Limited Product Liability Insurance Policy. This policy is automatically renewed each year.
- Products have been approved by the Heavy Transport Machinery Quality Assurance Centre, in compliance with the latest standards JG/T5103-1998, for mast type personnel lift.
- Sliding rail products also comply with ANSI / SAIA A92.20-2018



Up-Lift Products are displayed at a wide range of trade shows and exhibitions.

Regular exhibitions in Australia and overseas include the Total Facilities Expo, the Safety & Material Handling Show, the National Manufacturers' Week, International Hotel Products and International Cleaning Exhibitions. Most of these are held annually and attended by OH&S Professionals, hotel owners, suppliers and distributors, facility managers as well as industry representatives across Australasia, Asia, Europe, North and South America.

AUSTRALIA EXHIBITIONS



INTERNATIONAL EXHIBITIONS



APPLICATIONS

Portable, manually propelled UG, UE, UT, UB, UBL, UC, UR and self-propelled UBM & UGM man lifts are safe, easy and practical to operate. These are used extensively in the following range of applications:

Hotels, Restaurants, Sports Stadiums, Theatres, Music Halls, Dance Halls, Main Halls, Exhibition Halls, Conference Centres, Office Blocks, Facility Management Services, Department Stores, Supermarkets, Airports, Sub-ways, Hospitals, Schools, Universities, Mining Operations, Factories, Warehouses, Power Supply, Construction, Advertising Billboard Companies, Promotional Display Arrangement, Signage, Decorating, Cleaning, and Special Maintenance Requirements such as External Walls, Stadium Platforms, Flag Poles, Overhead Cranes etc.




APPLICATIONS





Change of cage orientation



Special cage & platform



Extended platform



Custom cage & platform



Raised chassis to clear rails



Custom chassis (wheels & outriggers)



Choice of colour



Special cage & platform



Narrow body machine

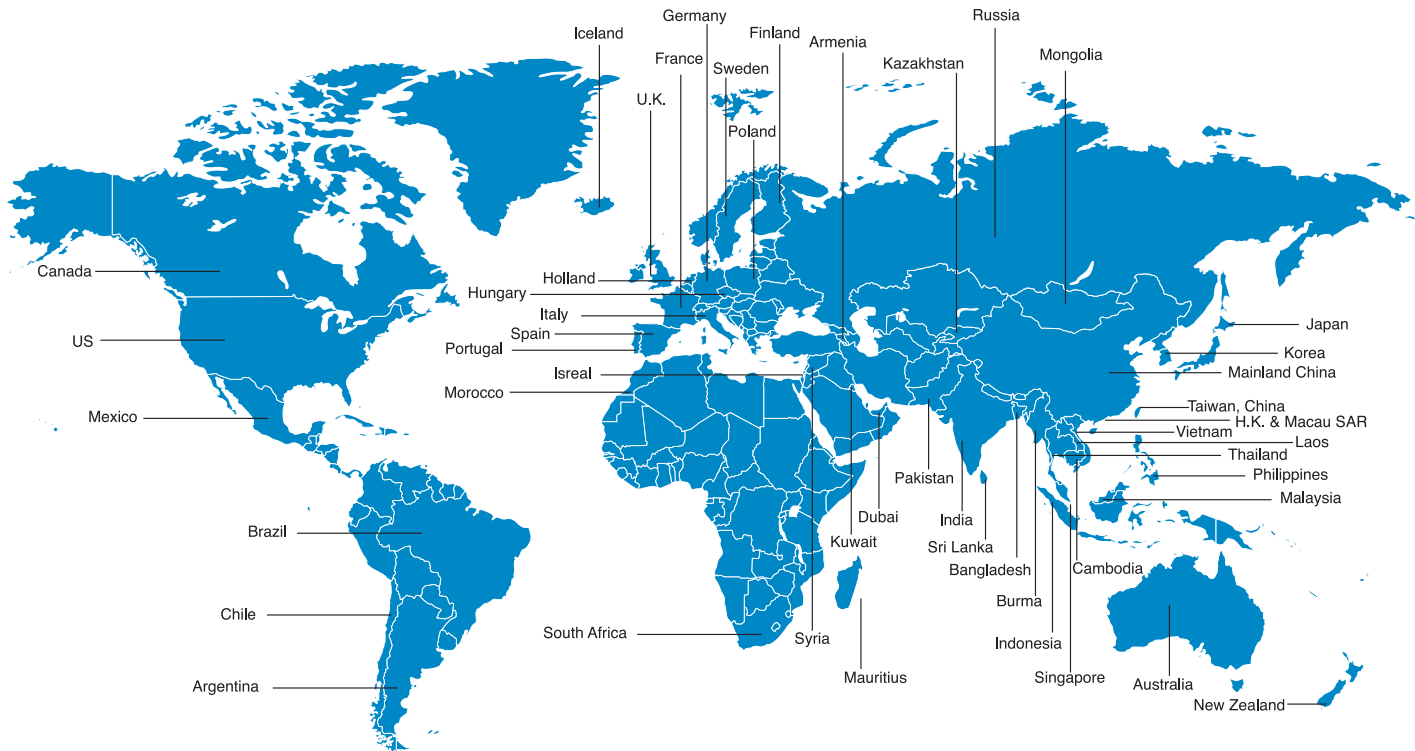
LOGISTICS & SALES NETWORK

Up-Lift and Quick Lift products are distributed in more than 48 countries around the world. All machines are shrink wrapped and individually fastened to a timber framed pallet and timber boxed for LCL transport.

For FCL container despatches, environmentally friendly recyclable steel pallet packaging is used with each machine positioned carefully to prevent accidental damage during transport.



The Up-Lift and Quick Lift range of products is distributed in the following countries:



CONTACT US



Access Holdings International - Australia
 Quantum Corporate Park, No.11, 7-9 Percy Street,
 Auburn, NSW 2144 Australia
 Tel +61 2 9749 5686
 Fax +61 2 9749 5683
 Email access@ahiholdings.com
 Web www.ahiholdings.com , www.lowlevelaccess.com.au

AHI Lifts (Malaysia) Sdn Bhd - Malaysia
 Lot 676, Block 4, Muara Tebas Land District,
 Demak Laut Industrial Park, Sejingkat,
 Jalan Bako, 93050 Kuching, Sarawak, Malaysia
 Tel +60 13 808 3188
 Email access@ahilifts.com.my
 Web www.ahilifts.com.my

AHI China Company Limited - Changzhou China
 Block 10, International Industrial City, 1668 Hua Cheng Road,
 Jintan, Changzhou, Jiangsu, P.R.China 213200
 Tel +86 519 8290 7999
 Fax +86 519 8290 7998
 Email sales@ahiholdings.com
 Web www.ahiasia.com

AHI Korea - Korea
 3F, Gyuseok Building 657-84,
 Hannam-dong, Yongsan-gu Seoul,
 140-910, Korea
 Tel +82 2 796 8837
 Fax +82 2 796 4983
 Email access@ahiholdings.com

AHI (China) Company Limited - Beijing China
 Room 2419, 26th Floor, Rongjing Lidu Block A,
 3 Ronjing East Street, BDA,
 Beijing P.R.China 100176
 Tel +86 10 8538 4165
 Fax +86 10 8538 4105
 Web www.ahiasia.com

AHI America LLC - America
 651 N Broad St Suite 206
 Middletown, DE 19709
 Tel +1 (910) 4068721
 Fax +1 (910) 4068722
 Email access@ahiliftsamerica.com
 Web www.ahiliftsamerica.com



VISIT US



1. Open camera on smartphone
2. Line up QR code in camera frame
3. Tap notification that pops up to open



AHIHOLDINGS.COM



[ACCESSHOLDINGSINTERNATIONAL](https://www.facebook.com/ACCESSHOLDINGSINTERNATIONAL)



[@ACCESS_HOLDINGS_INTERNATIONAL](https://www.instagram.com/ACCESS_HOLDINGS_INTERNATIONAL)



[ACCESS HOLDINGS INTERNATIONAL](https://www.youtube.com/ACCESS_HOLDINGS_INTERNATIONAL)



[@AHI_HOLDINGS](https://twitter.com/AHI_HOLDINGS)



[ACCESS HOLDINGS INTERNATIONAL](https://www.linkedin.com/company/ACCESS_HOLDINGS_INTERNATIONAL)